

QIS Inform allows you to Immediately see gaps in care for individual patients at the point of care.

Close gaps in care for individual patients and view population health metrics with



Integrated Healthcare Analytics Platform

Features/Benefits:

- > **Actionable Patient Information** – Identify gaps at the point of care with our QIS Inform signal icon directly in TouchWorks EHR, with the ability to take action in real time to easily close the gaps
- > **Improved Patient Care** – Give clinicians and quality management teams immediate feedback on patient quality performance metrics
- > **Fully Integrated** – Provides condition registry information as well as analysis of gaps in care
- > **Actionable Information** – Rely on QIS Inform to quickly highlight and triage patients' needs to ensure quality care delivery
- > **Fully Integrated Data** – Use QIS Inform as a productivity tool to improve providers' compliance ratings, leading to better patient care and support of efforts for metric reporting
- > **Comprehensive Reporting** – Immediate feedback on patient quality performance measures
- > **Full Allscripts Integration** – Access QIS Inform through the TouchWorks EHR or through the EDH Inform cloud-based application via any web-connected device

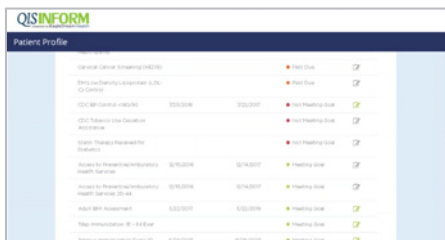
QIS Inform is a point of care application that works directly at the patient level in Allscripts TouchWorks EHR to provide actionable identification of gaps in care. QIS Inform notifies the provider and clinical staff of gaps in care for each patient through a unique color-coded icon built into an easy-to-use interface indicating the status of the patient's quality metrics. A red signal indicates the presence of measures where the patient is not meeting goal. An orange signal indicates measures needing immediate clinical action and/or documentation is missing. Yellow indicates measures that are not failing nor past due to date, but will be past due in the near future. Finally, a green signal indicates clinical quality measures for the patient currently being met and/or passing. Additionally, each color-coded signal also is labeled with a number designating the exact number of measures in each status.



The future of healthcare performance management

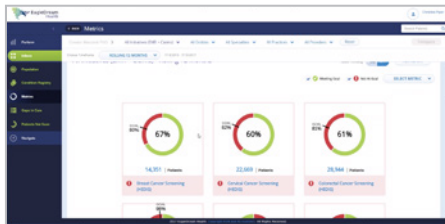
QIS Inform is part of a comprehensive value-based care Population Health analytics suite that includes Point of Care prompting, Care Management, Population Health and Financial analytics, while integrating directly into Allscripts TouchWorks EHR. This integration provides a bi-directional data exchange between QIS Inform and TouchWorks EHR, offering actionable gaps in care notifications for individual patients while providing an unprecedented view of your overall patient population.

The EDH Inform and Navigate modules of this suite provide the insights, risk stratification and proactive care management tools you need as you transition from a volume to a value-based care model. Utilizing powerful predictive algorithms, the EDH Population Health solution allows you to effectively identify and manage high-risk patients, improving the overall quality and financial performance of your practice. Incorporating EDH Inform into your daily workflow provides critical data, empowering care managers to monitor overall population health while proactively closing gaps in care for individual patients.



QIS Inform - Identifies Gaps In Care at the Point of Care

Quality information measures are a key component of QIS Inform and are directly integrated into Allscripts TouchWorks EHR to support daily workflow. The QIS Inform signal icon identifies gaps in care within the patient chart—red, orange, yellow, and green symbols alert care teams to take timely and appropriate action.



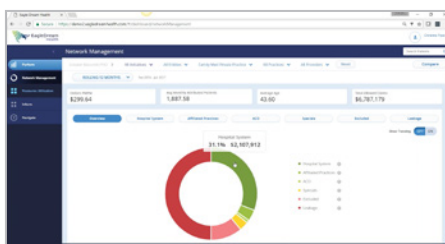
EDH Inform - Know Your Population Health

Understanding your patient population is at the core of value-based care management, and Inform from EagleDream Health offers a comprehensive and interactive practice database that reveals health trends, morbidity and risk within your patient population. The intuitive graphic user interface allows users to view overall population characteristics quickly, and easily drill-down to the individual patient profile.



EDH Navigate - Care Management

Enroll patients in care management, monitor patients under care management, and document interventions with care management notes that flow seamlessly back into the patient chart. Enable care team workflows to close patients' gaps in care in advance of their next appointment. The Navigate dashboard allows providers to filter and sort by various options including; appointment date ranges, condition registry participation, risk scores and gaps in care.



EDH Perform - Understand and Manage Value-Based Financial Data

A financial analytics module that uses paid claims data to help understand and manage resource utilization. The application helps ensure success in clinical and financial outcomes in value-based care by providing physicians and practices with comparative performance analytics on multiple key clinical resource utilization metrics, including ED visit volumes, high-cost radiology, and office-sensitive ED visits.



For more information
315. 707. 7843
sales@ehr-integration.com
www.ehrintegration.com

